

 **First in Quality. Built to Last.**



CHOO CHOO TUNNEL PERFORMANCE SERIES

RELIABLE SHRINK BAND SEALING

EASTEY's Choo-Choo tunnels provide a simple, yet reliable solution for shrink banding.

MODELS

ET1610-36CC, ET2014CC

BUILT RIGHT...PRICED RIGHT




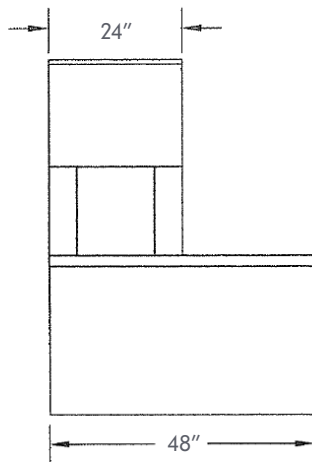
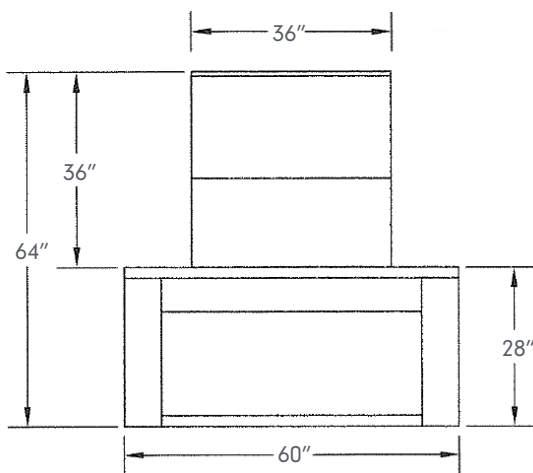
Proven reliable over and over again, the intermediate level EASTEY Choo-Choo shrink tunnels provide you with all the quality features found in much higher priced machines. They are designed and custom built for your specific product to provide positive shrinking a wide variety of shrink bands.

RUGGED DESIGN

EASTEY Performance Series shrink tunnels are expertly welded on 12 gauge steel frames and designed to handle the day to day abuse of manual shrink band applications. Each Choo-Choo tunnel features custom conveyors with shrink band carriers customized for your product. Custom carriers are placed on a continually circling conveyor where each product and sleeve is hand fed and hand placed. See for yourself why EASTEY has been a leader in the shrink packaging industry for over 25 years.

STANDARD FEATURES

- All-welded main frame from 12 gauge steel
- Custom conveyor with custom designed shrink band carriers
- ET1610 supplied with 10 carriers and 5 product holders; ET2014 supplied with 18 carriers and 9 product holders
- Removable air intake screen for recirculating air flow
- Sealed bearings (not bushings) on drive and idler shafts
- Adjustable solid state temperature control for a variety of films
- Four-directional air flow provides positive shrinking
- Variable air flow and air velocity to make fine tuned adjustments on a variety of products and applications
- Delayed cool down and over temperature protection
- Fold down electrical control panel for easy maintenance
- Variable speed conveyor for various product applications
- Heavy duty casters for transportation within plant
- Leveling legs provide sturdy base once in place
- Custom two part epoxy finish resists scratching
- Easy to use design requires minimal training, maintenance, and trouble free operation
- Made in the USA



1. Control Panel

Easy to use control panel lets users adjust for their specific application and can be folded down for easy maintenance

2. Air Flow

Variable air flow dial can make fine tune adjustments for a variety of films and products

3. Inside of Tunnel

Four directional air flow provides positive shrinking

4. Custom Carriers

Custom carriers are placed on a continually circling conveyor where each product and sleeve is hand fed and hand placed.

5a/5b. Custom Shrink Band Carriers

Custom shrink band carriers are designed for your specific product

MODEL NUMBER	MACHINE DIMENSIONS			CHAMBER		CONVEYOR PASS HEIGHT	STANDARD POWER			WEIGHT	SHP WT.
	WIDTH	HEIGHT	LENGTH	WIDTH	HEIGHT		VOLTS	AMPS	PHASE		
ET1610-36CC	48"	64"	60"	16"	10"	32"	230	50/80	1/3	1100 lbs	1300 lbs
	147 cm	162 cm	152 cm	40	25	81 cm				498 kg	589 kg
ET2014CC	48"	67"	100"	20"	10"	32"	230	50	3	1600 lbs	1800 lbs
	147 cm	170 cm	254 cm	50 cm	35 cm	81 cm				725 kg	816 kg